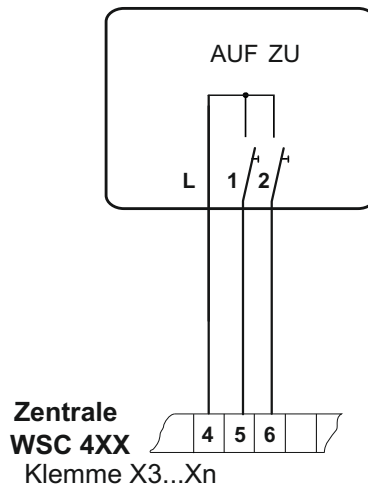
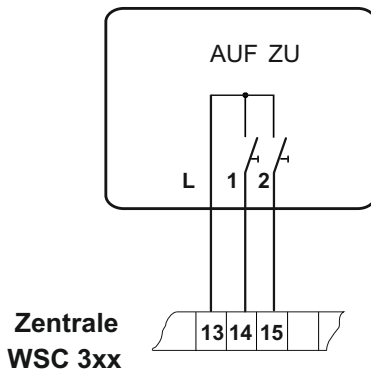
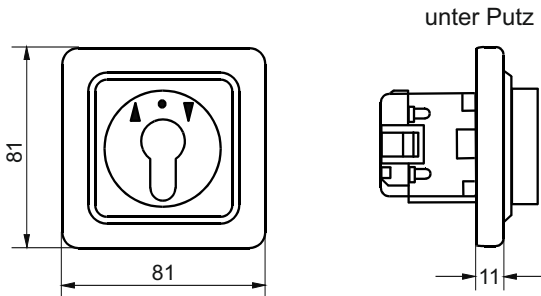


WSA 210 1161

Schlüsseltaster

- ohne mechanische Verriegelung. Für Unter Putz-Montage

Anleitung-Anschlussplan



Max. Kontaktbelastung: 10 A, 230 V AC

